

National GT Challenge

Mugello Racing Weekend

Race 2 (25 Minutes)

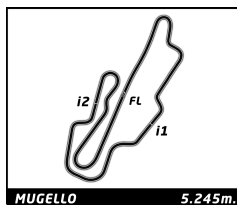
Starting Grid

2:05.251	Roberto SESTINI	DP 101	- 6 -	9	Team Cars Racing	Alessandro REVELLO	2:20.227
1:57.581	Mauro GUIDETTI	Team Cars Racing 18	- 5 -	69	BESTLAP SPORT	Enzo STENTELLA	1:58.173
1:56.247	Stefano INAMA	DP 11	- 4 -	13	Next Motorsport	Adriano VISDOMINI	1:56.431
1:54.770	Massimo WANCOLLE	Team Cars Racing 4	- 3 -	76	Autorlando Sport	Luciano TARABINI	1:55.395
1:53.534	Luigi GALLO	BESTLAP SPORT 23	- 2 -	139	FORMULA RACING	"Alex FOX"	1:53.951
1:53.094	Danilo PAOLETTI	Team Track & go 7	- 1 -	43	Team Cars Racing	Riccardo ROMAGNOLI	1:53.389

Pole

Published at:

Stewards: Maria Grazia ARBERI CSAI 26127		Gianluca NATALONI CSAI 338031		Antonia MARMILLATA CSAI 371681		Timekeeper: Andrea RAPI	
---	--	----------------------------------	--	-----------------------------------	--	-----------------------------------	--



National GT Challenge

Mugello Racing Weekend

Race 2 (25 Minutes)

Final Classification

No	Driver	Nat	Team	Car	Cl.	Laps	Total Time	Gap	Kph	Best Lap		
										Lap	Time	Kph
1	43 Riccardo ROMAGNOLI		Team Cars Racing	Porsche 992 GT3 Cup	GT Cup	13	25:03.926	-	163.2	9	1:54.487	164.9
2	7 Danilo PAOLETTI		Team Track & go	Porsche 992 GT3 Cup	GT Cup	13	25:07.301	+3.375	162.9	3	1:54.906	164.3
3	23 Luigi GALLO		BESTLAP SPORT	Ferrari 488 Challenge evo	GT Cup	13	25:44.679	+40.753	158.9	4	1:55.007	164.2
4	76 Luciano TARABINI		Autorlando Sport	Porsche 992 GT3 Cup	GT Cup	13	25:57.494	+53.568	157.6	7	1:56.313	162.3
5	4 Massimo WANCOLLE		Team Cars Racing	Porsche 992 GT3 Cup	GT Cup	13	26:07.311	+1:03.385	156.6	9	1:58.084	159.9
6	18 Mauro GUIDETTI		Team Cars Racing	Porsche 991 GT3 Cup	GT Cup	13	26:13.761	+1:09.835	156.0	3	1:58.414	159.5
7	11 Stefano INAMA		DP	Ferrari 458	GT Cup L	13	26:15.617	+1:11.691	155.8	12	1:58.044	160.0
8	13 Adriano VISDOMINI		Next Motorsport	Porsche 991 GT3 Cup	GT Cup	13	26:33.564	+1:29.638	154.0	9	1:58.259	159.7
9	69 Enzo STENTELLA		BESTLAP SPORT	Ferrari 488 Challenge evo	GT Cup	13	26:37.216	+1:33.290	153.7	6	1:59.162	158.5
10	101 Roberto SESTINI		DP	Ferrari 458	GT Cup	12	25:16.426	1 Lap	149.4	6	2:03.567	152.8
11	9 Alessandro REVELLO		Team Cars Racing	Porsche 992 GT3 Cup	GT Cup	11	26:48.731	2 Laps	129.1	4	2:23.191	131.9

Not Started

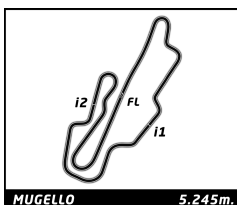
139 "Alex FOX" FORMULA RACING Ferrari 296 Challenge GT X

Pole Position:	Danilo PAOLETTI	1:53.094	167.0 Kph
Fastest Lap:	Lap9 Riccardo ROMAGNOLI	1:54.487	164.9 Kph

Published at:

Track Status: **DRY**

Stewards:			Timekeeper:	
Maria Grazia ARBERI CSAI 26127	Gianluca NATALONI CSAI 338031	Antonia MARMILLATA CSAI 371681	Andrea RAPI	



National GT Challenge

Mugello Racing Weekend

Race 2 (25 Minutes)

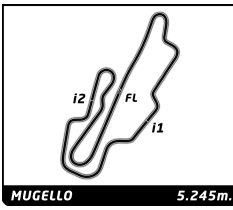
Final Classification by Class

No	Driver	Nat	Team	Car	Laps	Total Time	Gap	Kph	Best Lap		
									Lap	Time	Kph
GT Cup											
1	43 Riccardo ROMAGNOLI		Team Cars Racing	Porsche 992 GT3 Cup	13	25:03.926		163.2	9	1:54.487	164.9
2	7 Danilo PAOLETTI		Team Track & go	Porsche 992 GT3 Cup	13	25:07.301	+3.375	162.9	3	1:54.906	164.3
3	23 Luigi GALLO		BESTLAP SPORT	Ferrari 488 Challenge evo	13	25:44.679	+40.753	158.9	4	1:55.007	164.2
4	76 Luciano TARABINI		Autorlando Sport	Porsche 992 GT3 Cup	13	25:57.494	+53.568	157.6	7	1:56.313	162.3
5	4 Massimo WANCOLLE		Team Cars Racing	Porsche 992 GT3 Cup	13	26:07.311	+1'03.385	156.6	9	1:58.084	159.9
6	18 Mauro GUIDETTI		Team Cars Racing	Porsche 991 GT3 Cup	13	26:13.761	+1'09.835	156.0	3	1:58.414	159.5
7	13 Adriano VISDOMINI		Next Motorsport	Porsche 991 GT3 Cup	13	26:33.564	+1'29.638	154.0	9	1:58.259	159.7
8	69 Enzo STENTELLA		BESTLAP SPORT	Ferrari 488 Challenge evo	13	26:37.216	+1'33.290	153.7	6	1:59.162	158.5
9	101 Roberto SESTINI		DP	Ferrari 458	12	25:16.426	1 Lap	149.4	6	2:03.567	152.8
10	9 Alessandro REVELLO		Team Cars Racing	Porsche 992 GT3 Cup	11	26:48.731	2 Laps	129.1	4	2:23.191	131.9
GT Cup Light											
1	11 Stefano INAMA		DP	Ferrari 458	13	26:15.617		155.8	12	1:58.044	160.0
GT X											
	Not Started										
139	Alex FOX		FORMULA RACING	Ferrari 296 Challenge							

Published at:

Track Status: **DRY**

Stewards: Maria Grazia ARBERI CSAI 26127			Gianluca NATALONI CSAI 338031		Antonia MARMILLATA CSAI 371681		Timekeeper: Andrea RAPI	
---	--	--	----------------------------------	--	-----------------------------------	--	-----------------------------------	--



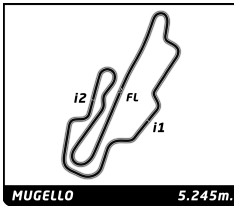
National GT Challenge

Mugello Racing Weekend

Race 2

Lap Chart

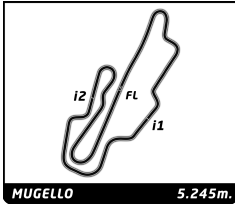
No	Pos	Grid	Lap												
			1	2	3	4	5	6	7	8	9	10	11	12	13
7	1	7	43	7	7	7	7	7	7	43	43	43	43	43	43
43	2	43	7	43	43	43	43	43	43	7	7	7	7	7	7
23	3	23	23	23	23	23	23	23	23	23	23	23	23	23	23
139	4	139	4	18	18	18	18	18	18	18	18	18	76	76	76
4	5	4	11	4	4	4	69	69	69	4	4	76	4	4	4
76	6	76	18	69	69	69	13	4	4	13	76	4	18	18	18
11	7	11	69	13	13	13	4	13	13	76	13	13	11	11	11
13	8	13	13	101	101	76	76	76	76	69	69	69	69	69	13
18	9	18	101	76	76	11	11	11	11	11	11	11	13	13	69
69	10	69	76	11	11	101	101	101	101	101	101	101	101	101	
101	11	101	9	9	9	9	9	9	9	9	9	9	9	9	
9	12	9													



National GT Challenge Mugello Racing Weekend Race 2

Best Sector Times

Sector 1			Sector 2			Sector 3			Pos	No Driver	Ideal Lap	Best Lap	
Pos	No Driver	Time	No Driver	Time	No Driver	Time							
1	43 R.ROMAGNOLI	38.873	43 R.ROMAGNOLI	35.521	23 L.GALLO	39.573	1	43 R.ROMAGNOLI	1:54.228	1:54.487	(1)		
2	7 D.PAOLETTI	38.961	7 D.PAOLETTI	35.698	43 R.ROMAGNOLI	39.834	2	7 D.PAOLETTI	1:54.507	1:54.906	(2)		
3	76 L.TARABINI	39.065	23 L.GALLO	36.049	7 D.PAOLETTI	39.848	3	23 L.GALLO	1:54.819	1:55.007	(3)		
4	23 L.GALLO	39.197	76 L.TARABINI	36.410	76 L.TARABINI	40.493	4	76 L.TARABINI	1:55.968	1:56.313	(4)		
5	11 S.INAMA	39.615	4 M.WANCOLLE	36.849	18 M.GUIDETTI	40.620	5	11 S.INAMA	1:57.671	1:58.044	(5)		
6	4 M.WANCOLLE	39.682	11 S.INAMA	37.040	13 A.VISDOMINI	40.808	6	13 A.VISDOMINI	1:57.771	1:58.259	(7)		
7	13 A.VISDOMINI	39.767	18 M.GUIDETTI	37.127	69 E.STENTELLA	40.949	7	4 M.WANCOLLE	1:57.802	1:58.084	(6)		
8	18 M.GUIDETTI	40.140	13 A.VISDOMINI	37.196	11 S.INAMA	41.016	8	18 M.GUIDETTI	1:57.887	1:58.414	(8)		
9	69 E.STENTELLA	40.446	69 E.STENTELLA	37.238	4 M.WANCOLLE	41.271	9	69 E.STENTELLA	1:58.633	1:59.162	(9)		
10	101 R.SESTINI	41.796	101 R.SESTINI	38.728	101 R.SESTINI	43.043	10	101 R.SESTINI	2:03.567	2:03.567	(10)		
11	9 A.REVELLO	48.237	9 A.REVELLO	45.507	9 A.REVELLO	48.559	11	9 A.REVELLO	2:22.303	2:23.191	(11)		



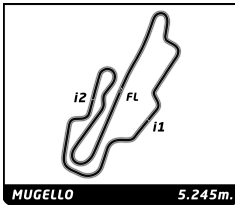
National GT Challenge

Mugello Racing Weekend

Race 2

Best Top Speed

No Driver	Team	Class	Top 1		Top 2		Top 3		Top 4		Top 5		
			Kph	Lap	Kph	Lap	Kph	Lap	Kph	Lap	Kph	Lap	Avg
23 Luigi GALLO	BESTLAP SPORT	GT Cup	270.4	4	269.8	5	268.4	6	268.4	3	267.1	2	268,8
13 Adriano VISDOMINI	Next Motorsport	GT Cup	268.4	5	267.8	11	267.8	4	267.1	8	267.1	3	267,6
18 Mauro GUIDETTI	Team Cars Racing	GT Cup	267.1	2	264.5	3	263.9	12	263.9	7	263.9	6	264,7
69 Enzo STENTELLA	BESTLAP SPORT	GT Cup	265.8	5	265.2	9	264.5	4	264.5	3	263.9	7	264,8
7 Danilo PAOLETTI	Team Track & go	GT Cup	262.6	2	260.7	13	260.7	11	260.7	8	260.1	9	261,0
101 Roberto SESTINI	DP	GT Cup	262.6	2	258.9	11	258.9	8	258.9	5	258.9	3	259,6
43 Riccardo ROMAGNOLI	Team Cars Racing	GT Cup	262.6	8	260.7	7	260.1	6	260.1	5	259.5	13	260,6
76 Luciano TARABINI	Autorlando Sport	GT Cup	262.6	9	260.7	8	260.7	4	258.9	6	258.9	2	260,4
4 Massimo WANCOLLE	Team Cars Racing	GT Cup	262.0	6	261.3	3	260.7	11	260.7	8	260.7	4	261,1
11 Stefano INAMA	DP	GT Cup Light	260.7	2	260.1	11	259.5	4	258.9	13	258.2	8	259,5
9 Alessandro REVELLO	Team Cars Racing	GT Cup	246.0	10	243.8	9	241.6	2	240.5	8	240.0	4	242,4
139 "Alex FOX"	FORMULA RACING	GT X											



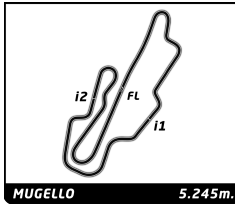
National GT Challenge

Mugello Racing Weekend

Race 2

Leader Sequence by Class

No	Driver	Team	Car	Start Lap	End Lap	Laps	Total Laps
GT Cup							
43	Riccardo ROMAGNOLI	Team Cars Racing	Porsche 992 GT3 Cup	1	1	1	1
7	Danilo PAOLETTI	Team Track & go	Porsche 992 GT3 Cup	2	7	6	6
43	Riccardo ROMAGNOLI	Team Cars Racing	Porsche 992 GT3 Cup	8	13	6	7
GT Cup Light							
11	Stefano INAMA	DP	Ferrari 458	1	13	13	13



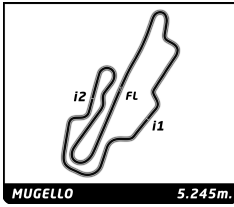
National GT Challenge

Mugello Racing Weekend

Race 2

Fastest Lap Sequence

Elapsed	No	Driver	Team	Car	Class	Time	Kph	Lap
3:56.953	7	Danilo PAOLETTI	Team Track & go	Porsche 992 GT3 Cup	GT Cup	1:55.195	163.9	2
5:51.859	7	Danilo PAOLETTI	Team Track & go	Porsche 992 GT3 Cup	GT Cup	1:54.906	164.3	3
11:37.634	43	Ricardo ROMAGNOLI	Team Cars Racing	Porsche 992 GT3 Cup	GT Cup	1:54.732	164.6	6
15:27.665	43	Ricardo ROMAGNOLI	Team Cars Racing	Porsche 992 GT3 Cup	GT Cup	1:54.624	164.7	8
17:22.152	43	Ricardo ROMAGNOLI	Team Cars Racing	Porsche 992 GT3 Cup	GT Cup	1:54.487	164.9	9



National GT Challenge

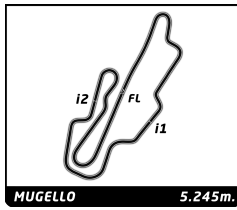
Mugello Racing Weekend

Race 2

Analysis by lap

Lapped ■

No	Lap Time	Gap	No	Lap Time	Gap	No	Lap Time	Gap	No	Lap Time	Gap	No	Lap Time	Gap			
Lap 1																	
43	2:01.530	0.000	23	1:55.829	1.841	69	2:04.771	54.052	11	1:58.953	59.437	101	2:05.619	1:30.681			
7	2:01.758	0.228	18	1:59.393	20.656	13	1:59.736	28.798									
23	2:02.554	1.024	69	1:59.782	28.352	4	2:01.178	28.815									
4	2:05.793	4.263	13	1:59.736	28.798	76	1:57.039	36.157									
11	2:06.680	5.150	4	2:01.178	28.815	11	1:58.497	43.539									
18	2:06.983	5.453	76	1:57.039	36.157	101	2:04.823	52.451									
69	2:10.432	8.902	11	1:58.497	43.539												
13	2:11.721	10.191	101	2:04.823	52.451												
101	2:12.289	10.759															
76	2:26.585	25.055															
9	2:30.838	29.308															
Lap 2																	
7	1:55.195																
43	1:56.033	0.610															
23	1:55.424	1.025															
18	1:59.340	9.370															
4	2:01.359	10.199															
69	2:00.509	13.988															
13	1:59.877	14.645															
101	2:05.221	20.557															
76	1:58.876	28.508															
11	2:22.273	32.000															
9	2:23.923	57.808															
Lap 3																	
7	1:54.906																
43	1:55.253	0.957															
23	1:55.118	1.237															
18	1:58.414	12.878															
4	2:01.010	16.303															
69	2:00.401	19.483															
13	2:00.607	20.346															
101	2:04.681	30.332															
76	1:57.871	31.473															
11	1:58.554	35.648															
9	2:24.668	1:27.570															
Lap 4																	
7	1:55.061																
43	1:54.933	0.829															
23	1:55.007	1.183															
18	1:58.617	16.434															
4	2:01.566	22.808															
69	1:59.319	23.741															
13	1:58.948	24.233															
76	1:57.877	34.289															
11	1:59.626	40.213															
101	2:07.528	42.799															
Lap 5																	
7	1:55.171																
9	2:23.191	1 Lap															
43	1:55.153	0.811															
Lap 6																	
7	1:55.262																
43	1:54.732	0.281															
23	1:58.981	5.560															
18	2:00.326	25.720															
9	2:26.882	1 Lap															
69	1:59.162	32.252															
4	1:59.950	33.503															
13	2:00.035	33.571															
76	1:56.340	37.235															
11	1:58.301	46.578															
101	2:03.567	1:00.756															
Lap 7																	
7	1:55.539																
43	1:55.407	0.149															
23	1:56.647	6.668															
18	1:59.940	30.121															
69	2:00.009	36.722															
4	1:59.292	37.256															
13	1:59.368	37.400															
76	1:56.313	38.009															
11	1:59.704	50.743															
9	2:26.576	1 Lap															
101	2:04.046	1:09.263															
Lap 8																	
43	1:54.624																
7	1:56.438	1.665															
23	1:58.432	10.327															
18	1:59.864	35.212															
4	1:59.024	41.507															
13	2:00.420	43.047															
76	2:00.403	43.639															
69	2:01.819	43.768															
11	1:59.001	54.971															
101	2:05.059	1:19.549															
9	2:27.272	1 Lap															
Lap 9																	
43	1:54.487																
7	1:55.430	2.608															
23	1:59.154	14.994															
18	1:59.982	40.707															
4	1:58.084	45.104															
76	1:57.311	46.463															
13	1:58.259	46.819															
Lap 10																	
43	1:55.158																
7	1:55.698	3.148															
9	2:27.590	2 Laps															
23	1:59.879	19.715															
18	1:59.496	45.045															
76	1:57.133	48.438															
4	1:59.594	49.540															
13	1:58.445	50.106															
69	2:03.278	1:02.172															
11	1:58.455	1:02.734															
101	2:06.741	1:42.264															
Lap 11																	
43	1:54.987																
7	1:55.377	3.538															
23	2:01.851	26.579															
9	2:24.088	2 Laps															
76	1:56.335	49.786															
4	1:59.799	54.352															
18	2:05.438	55.496															
11	1:59.026	1:06.773															
69	2:07.131	1:14.316															
13	2:24.545	1:19.664															
101	2:07.104	1:54.381															
Lap 12																	
43	1:55.389																
7	1:55.768	3.917															
23	2:02.707	33.897															
76	1:57.381	51.778															
4	1:59.216	58.179															
18	2:03.477	1:03.584															
11	1:58.044	1:09.428															
9	2:26.260	2 Laps															
69	2:03.675	1:22.602															
13	1:59.432	1:23.707															
Lap 13																	
43	1:56.240																
7	1:55.698	3.375															
101	2:09.748	1 Lap															
23	2:03.096	40.753															
76	1:58.030	53.568															
4	2:01.446	1:03.385															
18	2:02.491	1:09.835															
11	1:58.503	1:11.691															
13	2:02.171	1:29.638															
69	2:06.928	1:33.290															
9	2:27.443	2 Laps															



National GT Challenge

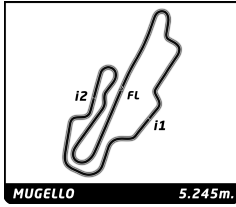
Mugello Racing Weekend

Race 2

Sector Analysis

— Invalidated Lap ■ Personal Best ■ Session Best B Crossing the pit lane

Lap	Time	Sector 1	Sector 2	Sector 3	T.Spd	Elapsed	Lap	Time	Sector 1	Sector 2	Sector 3	T.Spd	Elapsed	
4	Massimo WANCOLLE							9	1:58.953	39.893	37.724	41.336	257.6	18:21.589
	Team Cars Racing							10	1:58.455	40.143	37.150	41.162	257.0	20:20.044
	Porsche 992 GT3 Cup							11	1:59.026	40.317	37.330	41.379	260.1	22:19.070
1	2:05.793	46.536	37.568	41.689		2:05.793	12	1:58.044	39.757	37.271	41.016	257.6	24:17.114	
2	2:01.359	40.548	38.430	42.381	258.9	4:07.152	13	1:58.503	40.232	37.139	41.132	258.9	26:15.617	
3	2:01.010	40.964	37.755	42.291	261.3	6:08.162								
4	2:01.566	41.031	38.264	42.271	260.7	8:09.728								
5	2:01.178	40.803	38.161	42.214	258.2	10:10.906								
6	1:59.950	41.107	37.195	41.648	262.0	12:10.856								
7	1:59.292	40.481	37.313	41.498	258.9	14:10.148								
8	1:59.024	40.663	36.849	41.512	260.7	16:09.172								
9	1:58.084	39.873	36.940	41.271	259.5	18:07.256								
10	1:59.594	39.890	37.928	41.776	260.1	20:06.850								
11	1:59.799	39.682	37.159	42.958	260.7	22:06.649								
12	1:59.216	40.280	37.233	41.703	258.9	24:05.865								
13	2:01.446	40.444	38.562	42.440	258.9	26:07.311								
7	Danilo PAOLETTI							13	Adriano VISDOMINI					
	Team Track & go								Next Motorsport					
	Porsche 992 GT3 Cup								Porsche 991 GT3 Cup					
1	2:01.758	45.218	36.692	39.848		2:01.758	1	2:11.721	50.892	38.672	42.157		2:11.721	
2	1:55.195	39.357	35.735	40.103	262.6	3:56.953	2	1:59.877	40.955	37.583	41.339	267.1	4:11.598	
3	1:54.906	39.174	35.698	40.034	258.2	5:51.859	3	2:00.607	41.441	38.012	41.154	267.1	6:12.205	
4	1:55.061	38.961	35.932	40.168	260.1	7:46.920	4	1:58.948	40.261	37.879	40.808	267.8	8:11.153	
5	1:55.171	39.037	36.093	40.041	260.1	9:42.091	5	1:59.736	40.982	37.743	41.011	268.4	10:10.889	
6	1:55.262	39.086	35.892	40.284	260.1	11:37.353	6	2:00.035	41.509	37.267	41.259	263.9	12:10.924	
7	1:55.539	39.134	36.137	40.268	258.9	13:32.892	7	1:59.368	40.931	37.354	41.083	245.4	14:10.292	
8	1:56.438	39.558	36.458	40.422	260.7	15:29.330	8	2:00.420	41.291	38.290	40.839	267.1	16:10.712	
9	1:55.430	39.007	35.954	40.469	260.1	17:24.760	9	1:58.259	39.767	37.236	41.256	266.5	18:08.971	
10	1:55.698	39.339	36.247	40.112	259.5	19:20.458	10	1:58.445	40.247	37.196	41.002	262.0	20:07.416	
11	1:55.377	39.078	36.127	40.172	260.7	21:15.835	11	2:24.545	39.865	1:02.461	42.219	267.8	22:31.961	
12	1:55.768	39.169	36.067	40.532	259.5	23:11.603	12	1:59.432	40.213	37.915	41.304	265.2	24:31.393	
13	1:55.698	39.379	36.269	40.050	260.7	25:07.301	13	2:02.171	41.017	39.139	42.015	266.5	26:33.564	
9	Alessandro REVELLO							18	Mauro GUIDETTI					
	Team Cars Racing								Team Cars Racing					
	Porsche 992 GT3 Cup								Porsche 991 GT3 Cup					
1	2:30.838	54.935	46.369	49.534		2:30.838	1	2:06.983	48.427	37.576	40.980		2:06.983	
2	2:23.923	48.237	45.696	49.990	241.6	4:54.761	2	1:59.340	41.593	37.127	40.620	267.1	4:06.323	
3	2:24.668	49.120	45.962	49.586	235.3	7:19.429	3	1:58.414	40.252	37.378	40.784	264.5	6:04.737	
4	2:23.191	48.616	45.507	49.068	240.0	9:42.620	4	1:58.617	40.140	37.263	41.214	263.9	8:03.354	
5	2:26.882	49.853	45.780	51.249	206.3	12:09.502	5	1:59.393	40.503	37.473	41.417	263.9	10:02.747	
6	2:26.576	50.270	46.369	49.937	229.9	14:36.078	6	2:00.326	40.673	37.641	42.012	263.9	12:03.073	
7	2:27.272	50.992	46.231	50.049	231.8	17:03.350	7	1:59.940	40.515	37.871	41.554	263.9	14:03.013	
8	2:27.590	48.947	47.235	51.408	240.5	19:30.940	8	1:59.864	40.659	37.972	41.233	262.0	16:02.877	
9	2:24.088	49.970	45.559	48.559	243.8	21:55.028	9	1:59.982	40.398	38.095	41.489	262.6	18:02.859	
10	2:26.260	49.514	47.115	49.631	246.0	24:21.288	10	1:59.496	40.413	37.710	41.373	262.0	20:02.355	
11	2:27.443	49.325	47.426	50.692	232.8	26:48.731	11	2:05.438	40.676	42.936	41.826	262.6	22:07.793	
11	Stefano INAMA							23	Luigi GALLO					
	DP								BESTLAP SPORT					
	Ferrari 458								Ferrari 488 Challenge evo					
1	2:06.680	47.987	37.398	41.295		2:06.680	1	2:02.554	45.509	37.220	39.825		2:02.554	
2	2:22.273	1:02.374	38.270	41.629	260.7	4:28.953	2	1:55.424	39.684	36.110	39.630	267.1	3:57.978	
3	1:58.554	40.428	37.040	41.086	256.4	6:27.507	3	1:55.118	39.392	36.049	39.677	268.4	5:53.096	
4	1:59.626	39.615	38.664	41.347	259.5	8:27.133	4	1:55.007	39.197	36.237	39.573	270.4	7:48.103	
5	1:58.497	39.958	37.181	41.358	256.4	10:25.630	5	1:55.829	39.263	36.626	39.940	269.8	9:43.932	
6	1:58.301	39.749	37.344	41.208	257.6	12:23.931	6	1:58.981	39.270	39.344	40.367	268.4	11:42.913	
7	1:59.704	39.734	38.648	41.322	258.2	14:23.635	7	1:56.647	39.784	36.406	40.457	265.8	13:39.560	
8	1:59.001	39.997	37.337	41.667	258.2	16:22.636	8	1:58.432	40.240	37.028	41.164	265.8	15:37.992	
43	Riccardo ROMAGNOLI							43	Riccardo ROMAGNOLI					
	Team Cars Racing								Team Cars Racing					
	Porsche 992 GT3 Cup								Porsche 992 GT3 Cup					
1	2:01.530	44.935	36.127	40.468		2:01.530	1	2:01.530	44.935	36.127	40.468		2:01.530	



National GT Challenge Mugello Racing Weekend Race 2

Sector Analysis

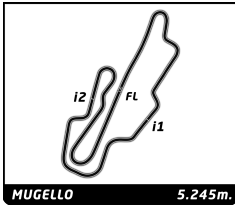
— Invalidated Lap ■ Personal Best ■ Session Best B Crossing the pit lane

Lap	Time	Sector 1	Sector 2	Sector 3	T.Spd	Elapsed	Lap	Time	Sector 1	Sector 2	Sector 3	T.Spd	Elapsed
2	1:56.033	40.023	35.960	40.050	258.9	3:57.563	11	2:07.104	42.454	40.024	44.626	258.9	23:06.678
3	1:55.253	39.094	36.121	40.038	258.9	5:52.816	12	2:09.748	44.740	40.145	44.863	254.6	25:16.426
4	1:54.933	38.873	35.979	40.081	259.5	7:47.749							
5	1:55.153	39.212	35.845	40.096	260.1	9:42.902							
6	1:54.732	39.161	35.737	39.834	260.1	11:37.634							
7	1:55.407	39.187	36.231	39.989	260.7	13:33.041							
8	1:54.624	38.995	35.663	39.966	262.6	15:27.665							
9	1:54.487	38.984	35.521	39.982	258.9	17:22.152							
10	1:55.158	39.164	35.833	40.161	258.2	19:17.310							
11	1:54.987	39.198	35.662	40.127	257.6	21:12.297							
12	1:55.389	39.102	35.954	40.333	258.2	23:07.686							
13	1:56.240	39.381	36.236	40.623	259.5	25:03.926							

69 Enzo STENTELLA		Ferrari 488 Challenge evo																		
BESTLAP SPORT																				
1	2:10.432	50.291	38.637	41.504		2:10.432														
2	2:00.509	41.257	37.528	41.724	263.9	4:10.941														
3	2:00.401	41.302	37.363	41.736	264.5	6:11.342														
4	1:59.319	40.446	37.238	41.635	264.5	8:10.661														
5	1:59.782	40.753	37.661	41.368	265.8	10:10.443														
6	1:59.162	40.682	37.531	40.949	263.9	12:09.605														
7	2:00.009	40.675	37.575	41.759	263.9	14:09.614														
8	2:01.819	41.736	37.999	42.084	262.0	16:11.433														
9	2:04.771	42.244	39.346	43.181	265.2	18:16.204														
10	2:03.278	42.145	39.131	42.002	261.3	20:19.482														
11	2:07.131	43.120	41.113	42.898	262.0	22:26.613														
12	2:03.675	41.958	39.105	42.612	263.2	24:30.288														
13	2:06.928	41.756	41.133	44.039	262.0	26:37.216														

76 Luciano TARABINI		Porsche 992 GT3 Cup																		
Autorlando Sport																				
1	2:26.585	1:06.568	38.221	41.796		2:26.585														
2	1:58.876	40.700	37.476	40.700	258.9	4:25.461														
3	1:57.871	39.988	37.037	40.846	257.6	6:23.332														
4	1:57.877	39.834	36.952	41.091	260.7	8:21.209														
5	1:57.039	39.722	36.712	40.605	257.6	10:18.248														
6	1:56.340	39.437	36.410	40.493	258.9	12:14.588														
7	1:56.313	39.304	36.467	40.542	257.6	14:10.901														
8	2:00.403	40.846	38.285	41.272	260.7	16:11.304														
9	1:57.311	39.294	37.190	40.827	262.6	18:08.615														
10	1:57.133	39.127	37.326	40.680	257.6	20:05.748														
11	1:56.335	39.065	36.589	40.681	257.6	22:02.083														
12	1:57.381	39.904	36.831	40.646	255.8	23:59.464														
13	1:58.030	39.636	36.723	41.671	256.4	25:57.494														

101 Roberto SESTINI		Ferrari 458																		
DP																				
1	2:12.289	50.079	38.747	43.463		2:12.289														
2	2:05.221	42.452	38.979	43.790	262.6	4:17.510														
3	2:04.681	41.966	39.209	43.506	258.9	6:22.191														
4	2:07.528	43.061	40.760	43.707	258.2	8:29.719														
5	2:04.823	42.246	39.015	43.562	258.9	10:34.542														
6	2:03.567	41.796	38.728	43.043	257.6	12:38.109														
7	2:04.046	41.882	38.805	43.359	257.6	14:42.155														
8	2:05.059	42.348	38.828	43.883	258.9	16:47.214														
9	2:05.619	42.336	39.356	43.927	256.4	18:52.833														
10	2:06.741	42.839	39.629	44.273	256.4	20:59.574														

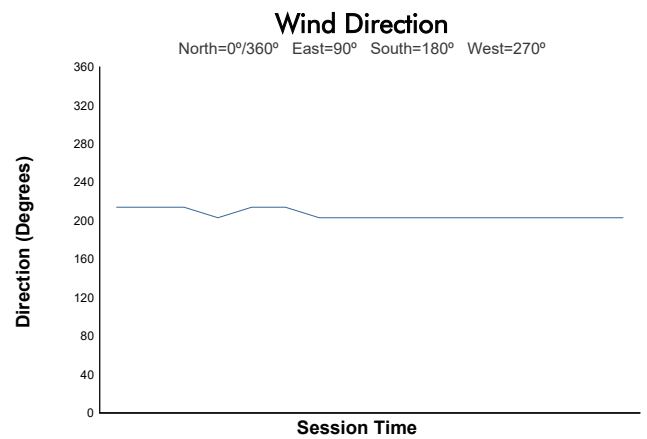
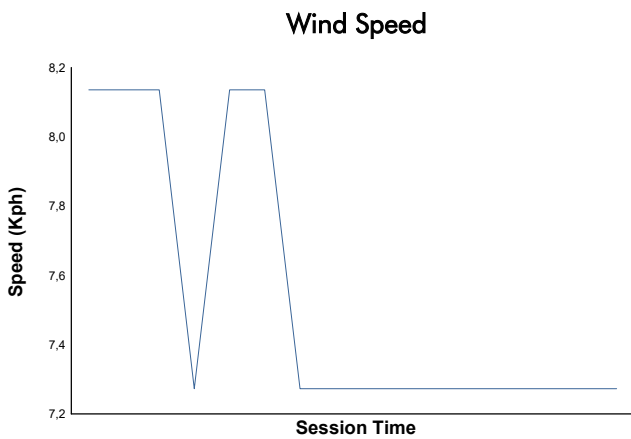
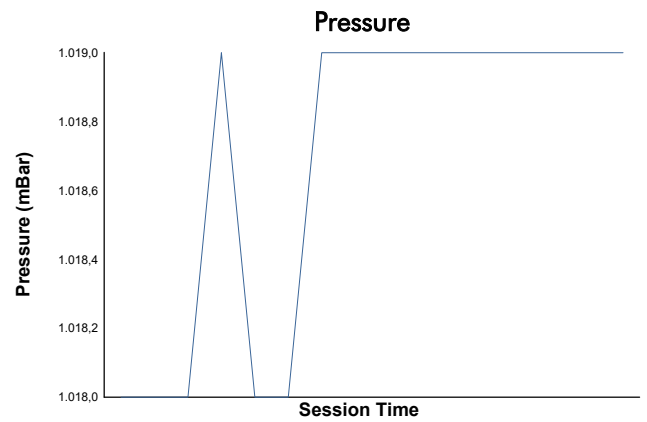
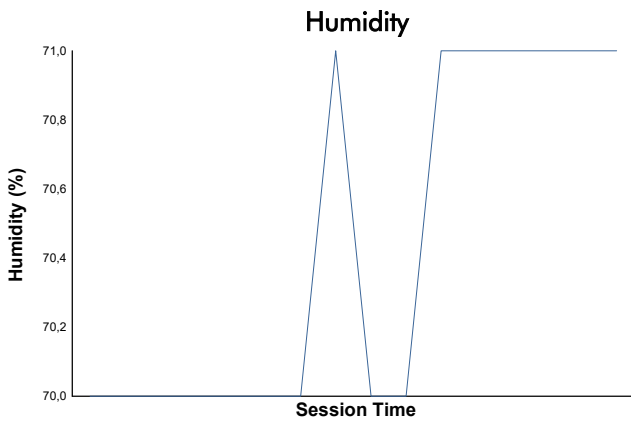
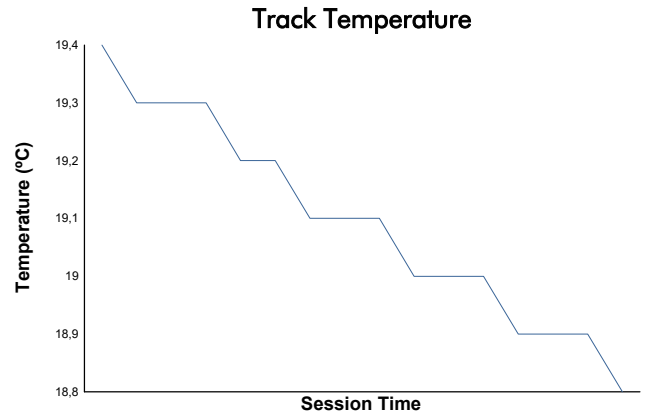
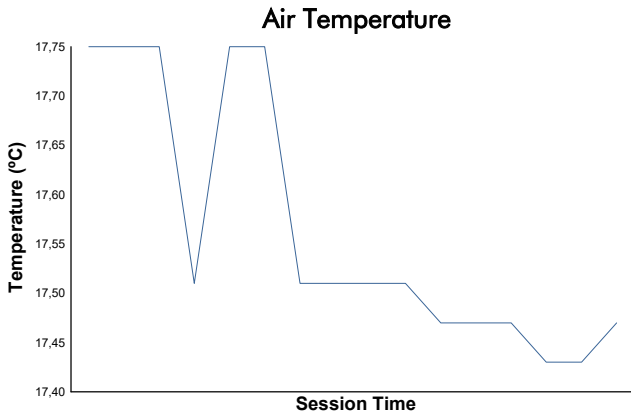


Mugello Racing Weekend

National GT Challenge

Race 2

Weather Report



Track Status: **DRY**